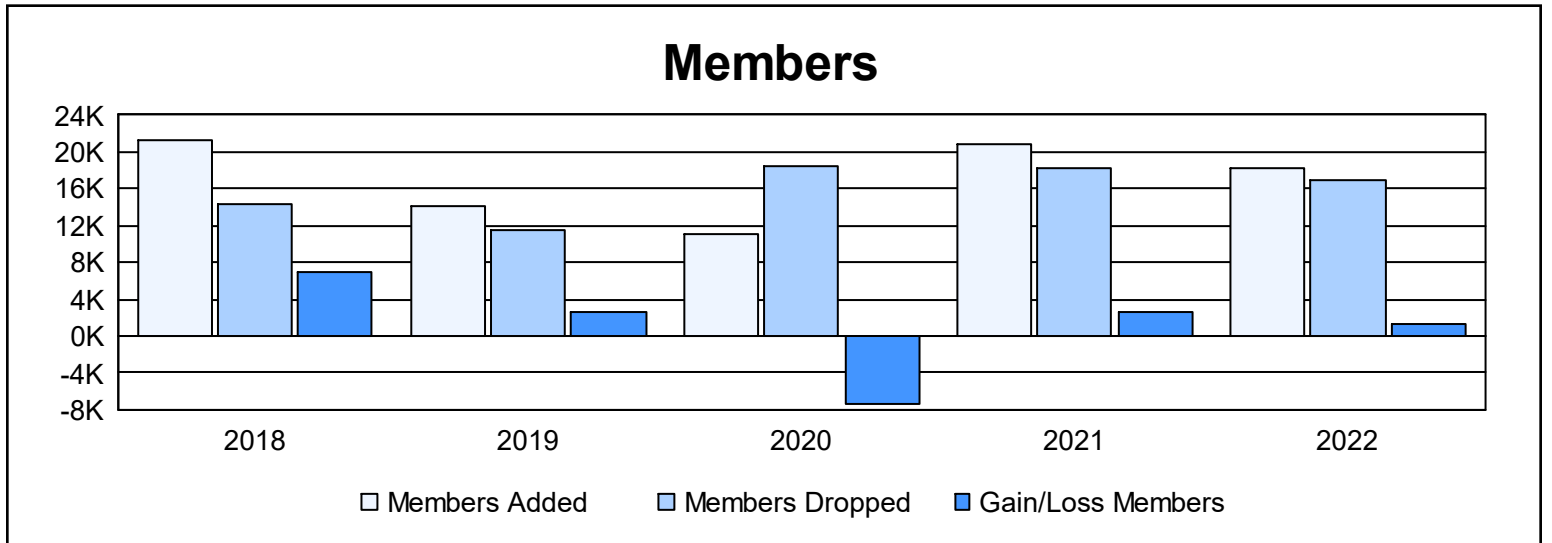
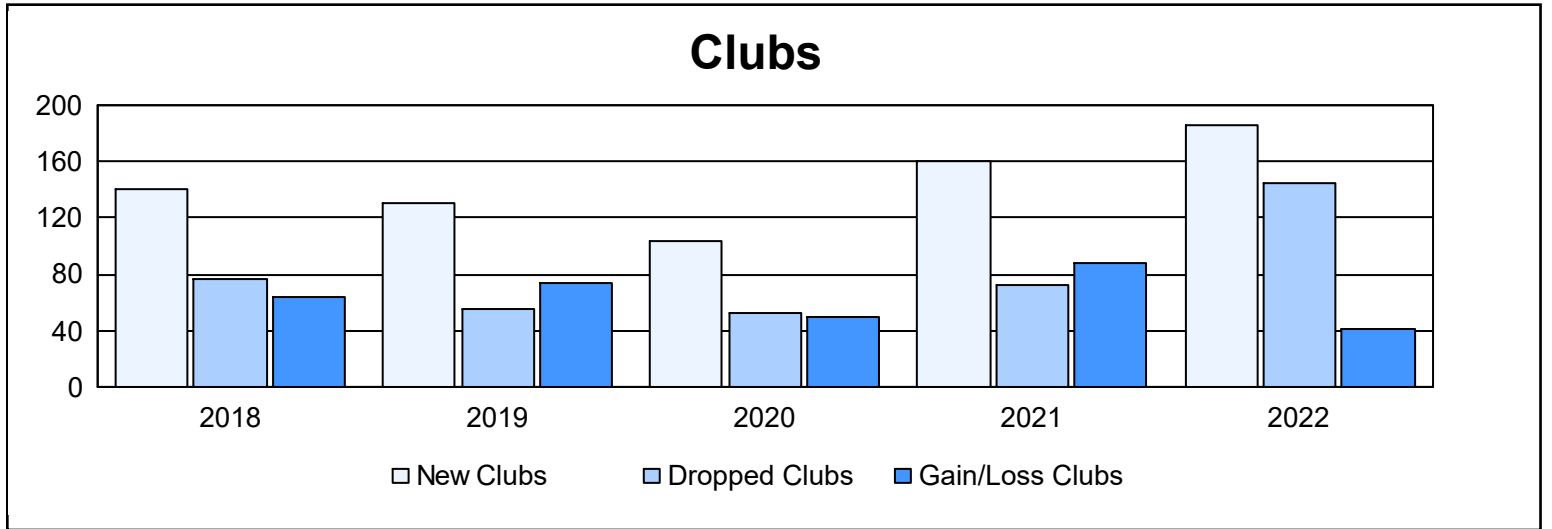
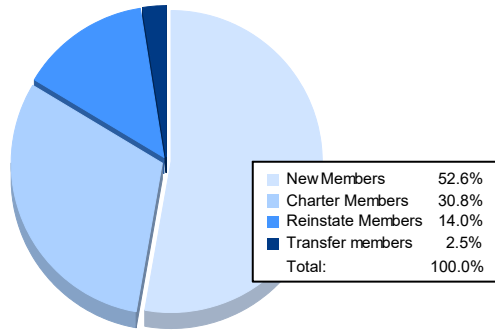


Year	New Clubs	Dropped Clubs	Gain/ Loss Clubs	New Members	Charter Members	Reinstate Members	Transfer Members	Total Member Added	Total Members Dropped	Gain/ Loss Members
2017-2018	140	76	64	15,190	3,826	1,980	315	21,311	14,409	6,902
2018-2019	130	56	74	9,079	3,902	1,017	145	14,143	11,585	2,558
2019-2020	103	53	50	6,674	2,892	1,223	309	11,098	18,446	-7,348
2020-2021	160	72	88	11,941	4,828	3,341	695	20,805	18,245	2,560
2021-2022	185	144	41	9,610	5,629	2,561	453	18,253	16,910	1,343
Average	144	80	63	10,499	4,215	2,024	383	17,122	15,919	1,203



Membership Composition June 2022 Cumulative



Gender Composition June 2022 Cumulative

